



# How to Cure Tanking

**Adam Gold**  
**University of Missouri**  
**PhD Candidate in Statistics**  
**Winning Unlimited, LLC**  
**Win@WinningUnlimited.com**





# 2010 NHL Draft Order

2010 NHL Draft Order	
NHL Franchise	
1	Edmonton
2	Toronto*
3	Florida
4	Columbus
5	NY Islanders
6	Tampa Bay
7	Carolina
8	Atlanta
9	Minnesota
10	NY Rangers
11	Dallas
12	Anaheim
13	Calgary*
14	St Louis



# 2010 NHL Draft

2010 NHL Draft Order	
NHL Franchise	Date
1 Edmonton	3/13
2 Toronto*	3/30
3 Florida	4/3
4 Columbus	3/26
5 NY Islanders	4/5
6 Tampa Bay	4/3
7 Carolina	4/3
8 Atlanta	4/6
9 Minnesota	4/2
10 NY Rangers	4/11
11 Dallas	4/4
12 Anaheim	4/6
13 Calgary*	4/6
14 St Louis	4/6



# 2010 NHL Draft

2010 NHL Draft Order						
NHL Franchise	Date	GP	W	L	O	Pts
1 Edmonton	3/13	14	6	7	1	13
2 Toronto*	3/30	5	2	2	1	5
3 Florida	4/3	4	1	2	1	3
4 Columbus	3/26	8	2	3	3	7
5 NY Islanders	4/5	4	1	2	1	3
6 Tampa Bay	4/3	4	3	1	0	6
7 Carolina	4/3	3	2	1	0	4
8 Atlanta	4/6	2	1	1	0	2
9 Minnesota	4/2	4	1	1	2	4
10 NY Rangers	4/11	0	0	0	0	0
11 Dallas	4/4	3	2	1	0	4
12 Anaheim	4/6	3	1	1	1	3
13 Calgary*	4/6	2	0	1	1	1
14 St Louis	4/6	3	1	1	1	3

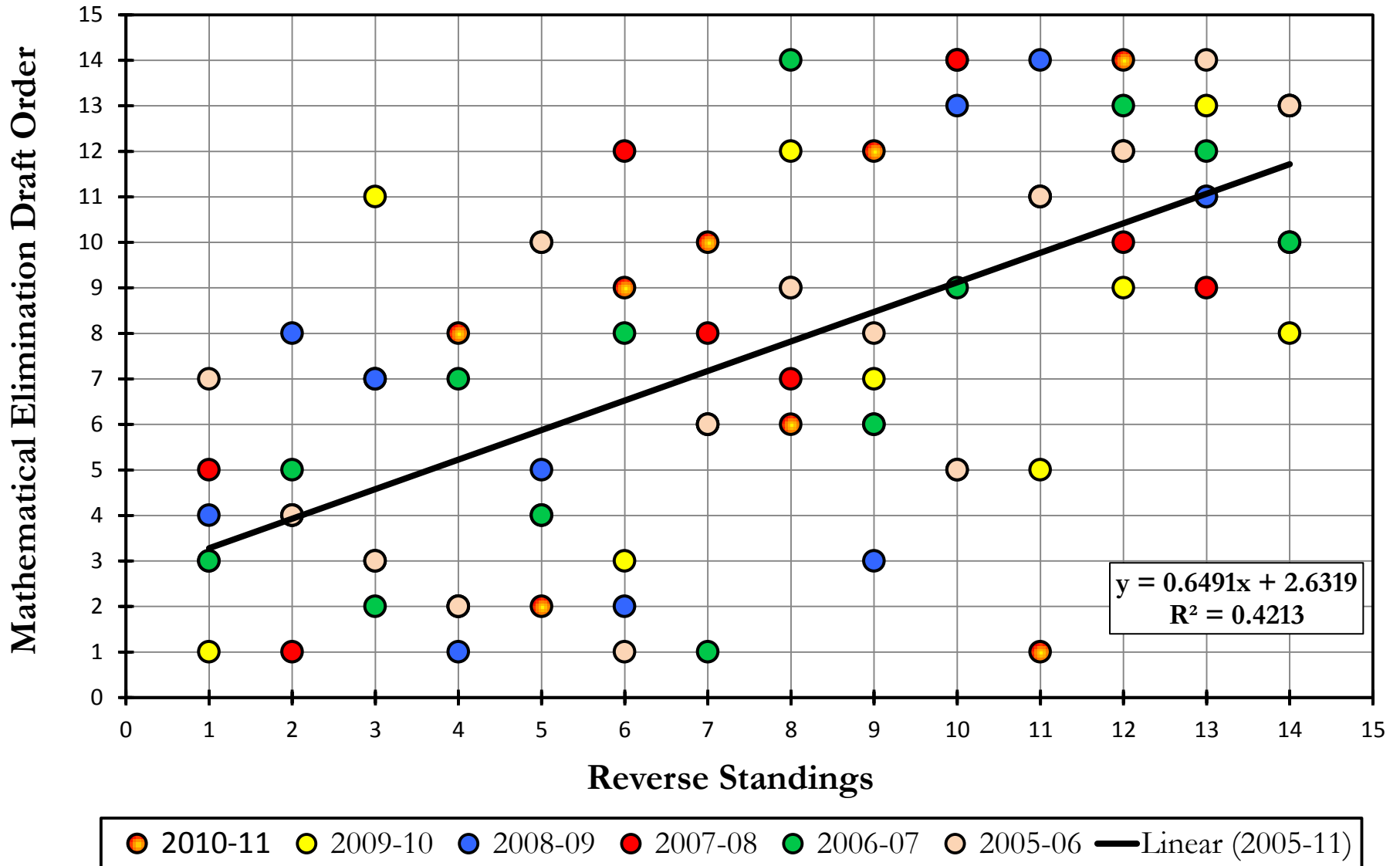




# 2010 NHL Draft

2010 NHL Mathematical Elimination Draft Order							
NHL #	Franchise	Date	GP	W	L	O	Pts
1	<b>1</b> Edmonton	3/13	14	6	7	1	13
4	<b>2</b> Columbus	3/26	8	2	3	3	7
6	<b>3</b> Tampa Bay	4/3	4	3	1	0	6
2	<b>4</b> Toronto*	3/30	5	2	2	1	5
11	<b>5</b> Dallas	4/4	3	2	1	0	4
7	<b>6</b> Carolina	4/3	3	2	1	0	4
9	<b>7</b> Minnesota	4/2	4	1	1	2	4
14	<b>8</b> St Louis	4/6	3	1	1	1	3
12	<b>9</b> Anaheim	4/6	3	1	1	1	3
5	<b>10</b> NY Islanders	4/5	4	1	2	1	3
3	<b>11</b> Florida	4/3	4	1	2	1	3
8	<b>12</b> Atlanta	4/6	2	1	1	0	2
13	<b>13</b> Calgary*	4/6	2	0	1	1	1
10	<b>14</b> NY Rangers	4/11	0	0	0	0	0

## 2006-11 NHL Reverse Standings v Elimination (84 teams GP=447)





# 2011 NHL Draft

2011 NHL Mathematical Elimination Draft Order							
NHL #	Franchise	Date	GP	W	L	O	Pts
11	<b>1</b> St Louis	4/1	4	3	0	1	7
5	<b>2</b> Ottawa	3/25	7	3	3	1	7
1	<b>3</b> Edmonton	3/13	12	2	7	3	7
2	<b>4</b> Colorado	3/19	11	3	8	0	6
10	<b>5</b> Minnesota	4/2	4	2	2	0	4
8	<b>6</b> New Jersey	4/2	4	2	2	0	4
3	<b>7</b> Florida	3/25	7	1	4	2	4
4	<b>8</b> NY Islanders	3/26	5	1	3	1	3
6	<b>9</b> Atlanta	4/2	4	1	3	0	2
7	<b>10</b> Columbus	3/31	1	0	0	1	1
13	<b>11</b> Calgary	4/6	1	0	0	1	1
9	<b>12</b> Toronto	4/4	3	0	2	1	1
14	<b>13</b> Dallas	4/10	0	0	0	0	0
12	<b>14</b> Carolina	4/9	0	0	0	0	0



# Winning Percentage

League	NHL	NBA	MLB	NFL
Drafts	2006-11	2005-11	2004-11	2006-11
Before Elimination	43.20%	37.43%	47.26%	39.09%
After Elimination	36.38%	32.35%	46.25%	36.72%
Change	-15.79%	-13.57%	-2.14%	-6.06%





# 2011 NBA Draft

2011 NBA Draft				
Team	Date	GP	W	L
Sacramento	3/9	62	15	47
Minnesota	3/4	63	15	48
Cleveland	3/15	65	12	53
Washington	3/21	68	17	51
LA Clippers	3/21	71	27	44
Toronto	3/23	71	20	51
New Jersey	3/28	72	23	49
Golden State	3/27	74	32	42
Detroit	4/1	75	26	49
Utah	4/1	76	36	40
Phoenix	4/3	76	37	39
Milwaukee	4/6	78	32	46
Charlotte	4/6	78	32	46
Houston	4/8	80	42	38



# 2011 NBA Draft

2011 NBA Draft						
Team	Date	GP	W	L	Expected Wins	Elim GP
Sacramento	3/9	62	15	47	4.84	20
Minnesota	3/4	63	15	48	4.52	19
Cleveland	3/15	65	12	53	3.14	17
Washington	3/21	68	17	51	3.50	14
LA Clippers	3/21	71	27	44	4.18	11
Toronto	3/23	71	20	51	3.10	11
New Jersey	3/28	72	23	49	3.19	10
Golden State	3/27	74	32	42	3.46	8
Detroit	4/1	75	26	49	2.43	7
Utah	4/1	76	36	40	2.84	6
Phoenix	4/3	76	37	39	2.92	6
Milwaukee	4/6	78	32	46	1.64	4
Charlotte	4/6	78	32	46	1.64	4
Houston	4/8	80	42	38	1.05	2



# 2011 NBA Draft

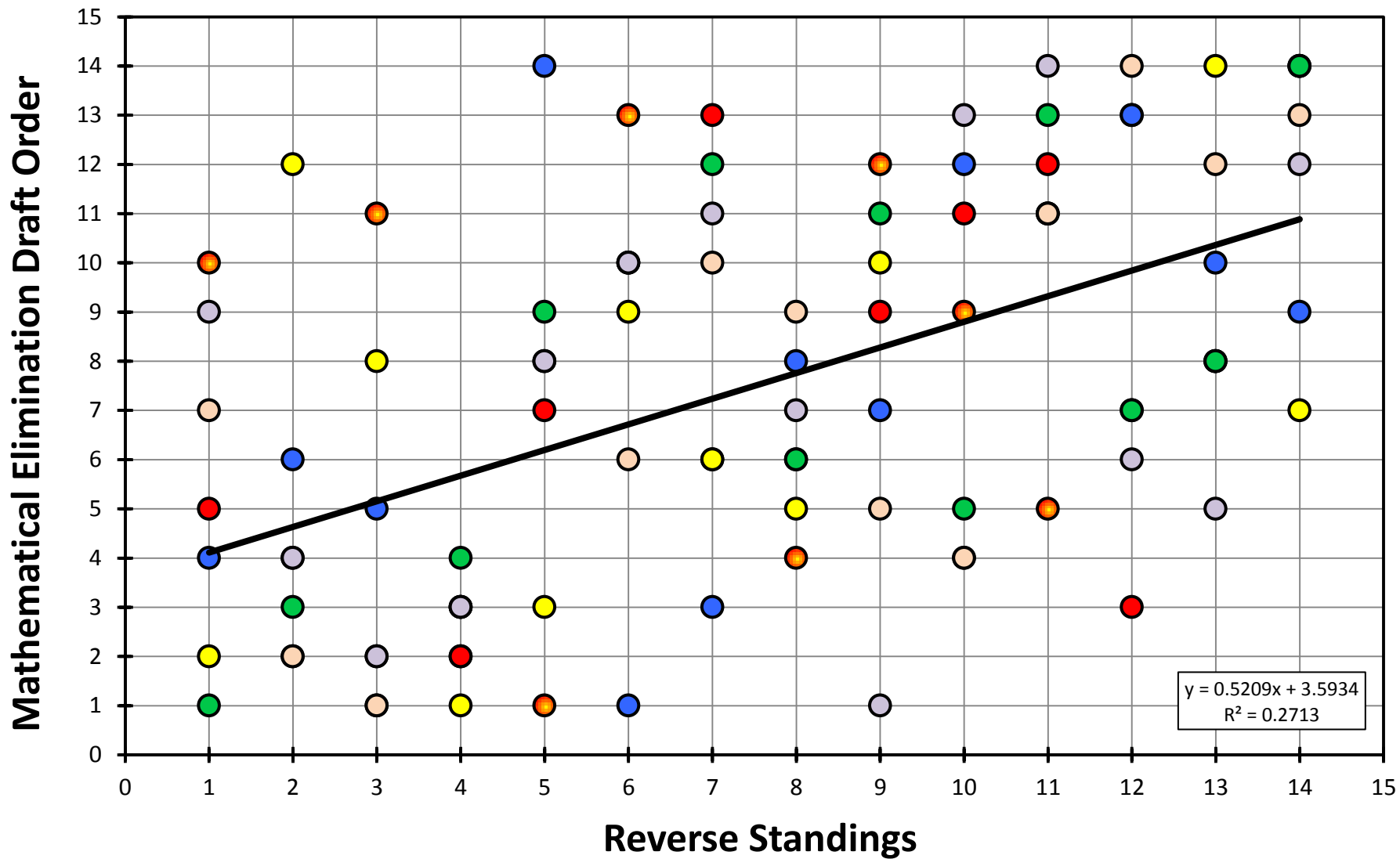
2011 NBA Draft						Elimination		
Team	Date	GP	W	L	Expected Wins	Elim GP	Elim W	Elim L
Sacramento	3/9	62	15	47	4.84	20	9	11
Minnesota	3/4	63	15	48	4.52	19	2	17
Cleveland	3/15	65	12	53	3.14	17	7	10
Washington	3/21	68	17	51	3.50	14	6	8
LA Clippers	3/21	71	27	44	4.18	11	5	6
Toronto	3/23	71	20	51	3.10	11	2	9
New Jersey	3/28	72	23	49	3.19	10	1	9
Golden State	3/27	74	32	42	3.46	8	4	4
Detroit	4/1	75	26	49	2.43	7	4	3
Utah	4/1	76	36	40	2.84	6	3	3
Phoenix	4/3	76	37	39	2.92	6	3	3
Milwaukee	4/6	78	32	46	1.64	4	3	1
Charlotte	4/6	78	32	46	1.64	4	2	2
Houston	4/8	80	42	38	1.05	2	1	1



# 2011 NBA Draft

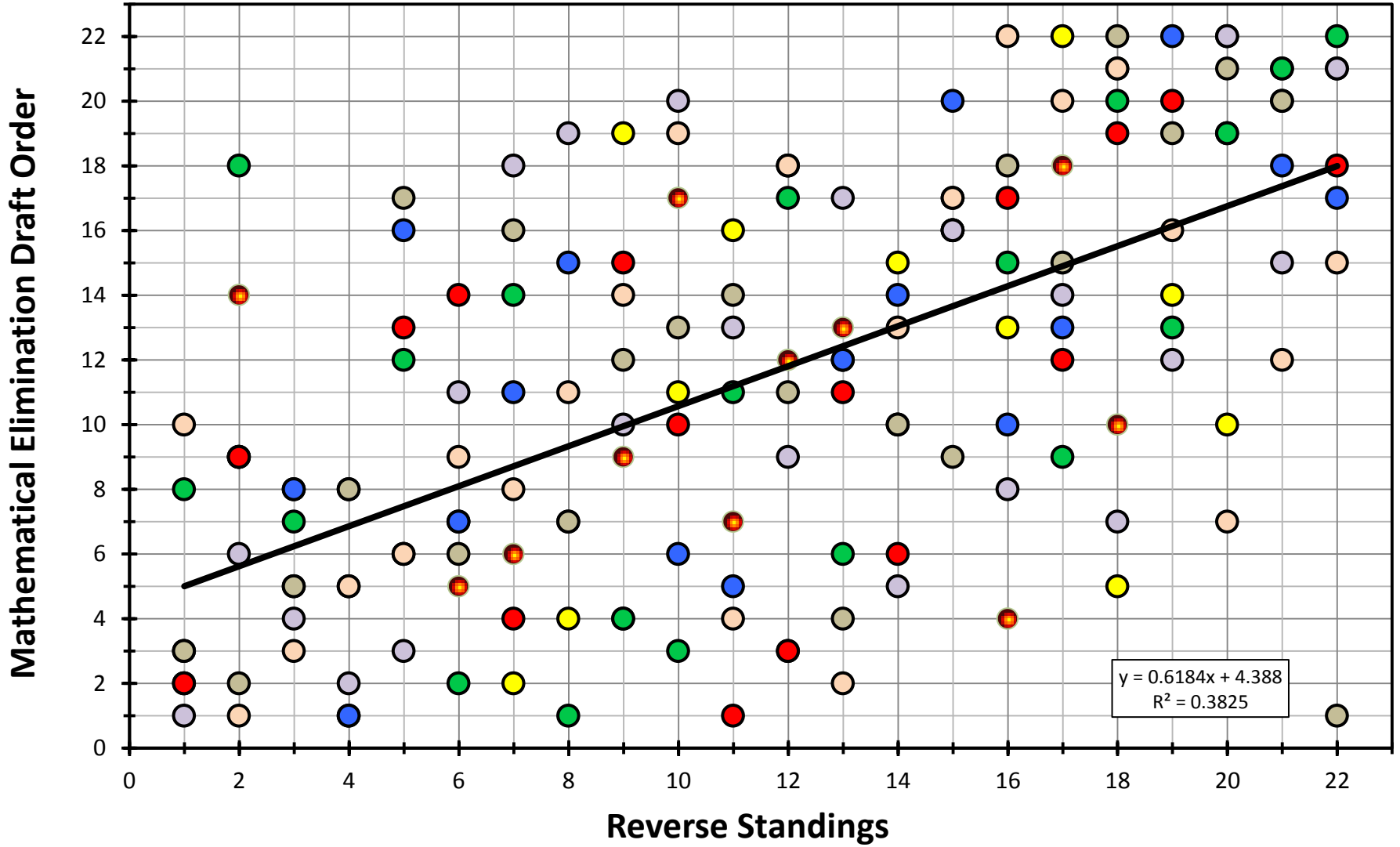
2011 NBA Draft								Elimination		
Elim	NBA	Team	Date	GP	W	L	Expected Wins	Elim GP	Elim W	Elim L
1	7	Sacramento	3/9	62	15	47	4.84	20	9	11
2	4	Cleveland	3/15	65	12	53	3.14	17	7	10
3	6	Washington	3/21	68	17	51	3.5	14	6	8
4	1	LA Clippers	3/21	71	27	44	4.18	11	5	6
5	11	Golden State	3/27	74	32	42	3.46	8	4	4
6	8	Detroit	4/1	75	26	49	2.43	7	4	3
7	12	Utah	4/1	76	36	40	2.84	6	3	3
8	13	Phoenix	4/3	76	37	39	2.92	6	3	3
9	10	Milwaukee	4/6	78	32	46	1.64	4	3	1
10	2	Minnesota	3/4	63	15	48	4.52	19	2	17
11	5	Toronto	3/23	71	20	51	3.1	11	2	9
12	9	Charlotte	4/6	78	32	46	1.64	4	2	2
13	3	New Jersey	3/28	72	23	49	3.19	10	1	9
14	14	Houston	4/8	80	42	38	1.05	2	1	1

## 2005-11 NBA Draft Order v Elimination (n=98; GP=949)



● 2010-11   
 ● 2009-10   
 ● 2008-09   
 ● 2007-08   
 ● 2006-07   
 ● 2005-06   
 ● 2004-05   
 — Linear (2004-11)

# 2004-11 MLB Reverse Standings v Elimination (n=154; GP=2,013)

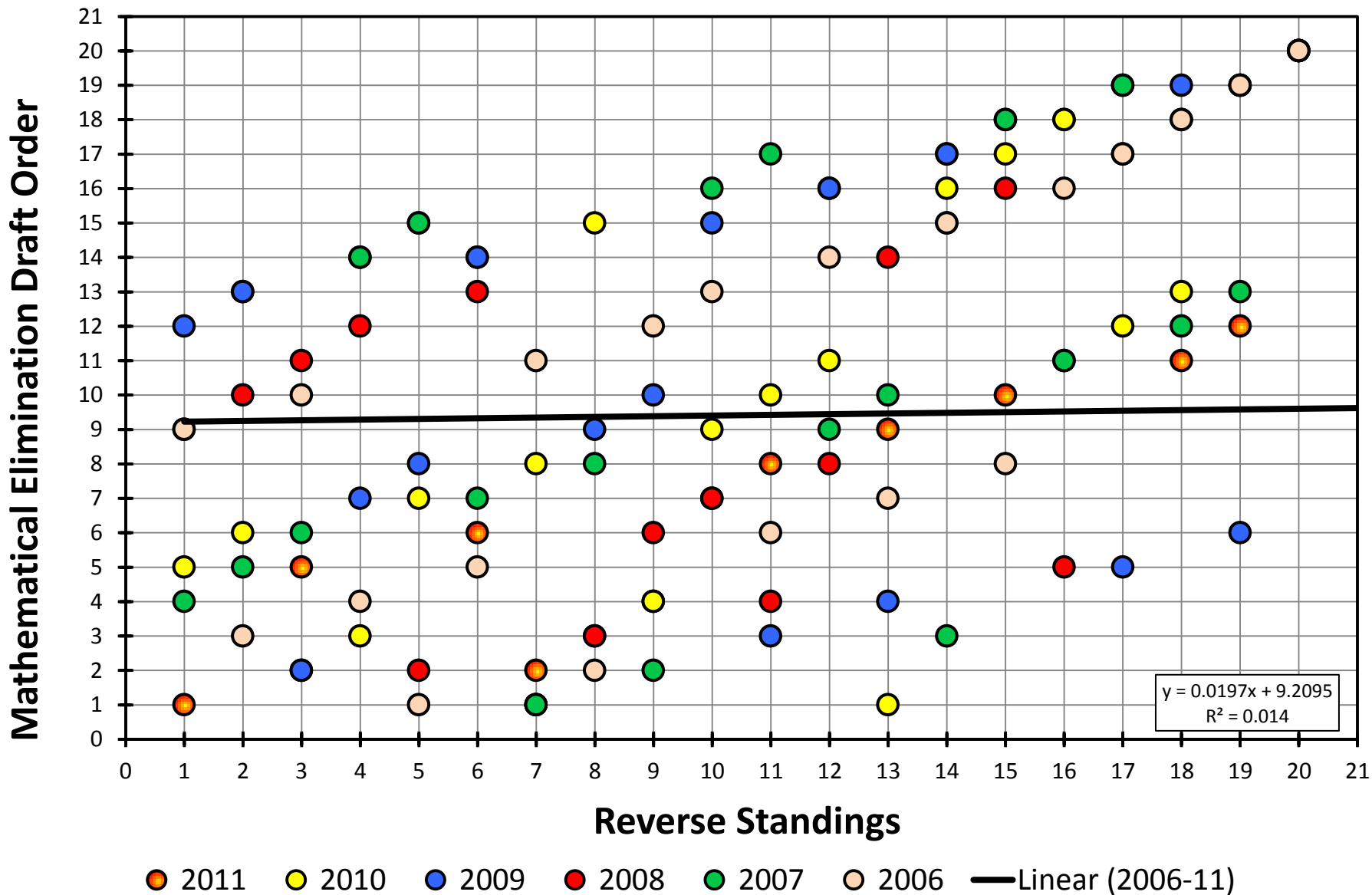


$y = 0.6184x + 4.388$   
 $R^2 = 0.3825$

- 2011
- 2010
- 2009
- 2008
- 2007
- 2006
- 2005
- 2004
- Linear (2004-11)



## 2006-11 NFL Draft Order v Elimination (n=120; GP=256)





# 2011 NFL Draft

NFL	Elim	Franchise	Week	Wins	Losses
1	1	Indianapolis	12	2	3
7	2	Jacksonville	13	2	2
8	3	Miami	14	2	1
9	4	Carolina	14	2	1
3	5	Minnesota	12	1	4
6	6	Washington	14	1	2
10	7	Buffalo	14	1	2
11	8	Kansas City	16	1	0
13	9	Arizona	16	1	0
15	10	Philadelphia	16	1	0
18	11	San Diego	16	1	0
19	12	Chicago	16	1	0
2	13	St Louis	12	0	5
4	14	Cleveland	14	0	3
5	15	Tampa Bay	14	0	3
12	16	Seattle	16	0	1
14	17	Dallas	17	0	0
16	18	NY Jets	17	0	0
17	19	Oakland	17	0	0
20	20	Tennessee	17	0	0



# How to Cure Tanking

**Adam Gold**  
**University of Missouri**  
**PhD Candidate in Statistics**  
**Winning Unlimited, LLC**  
**Win@WinningUnlimited.com**